

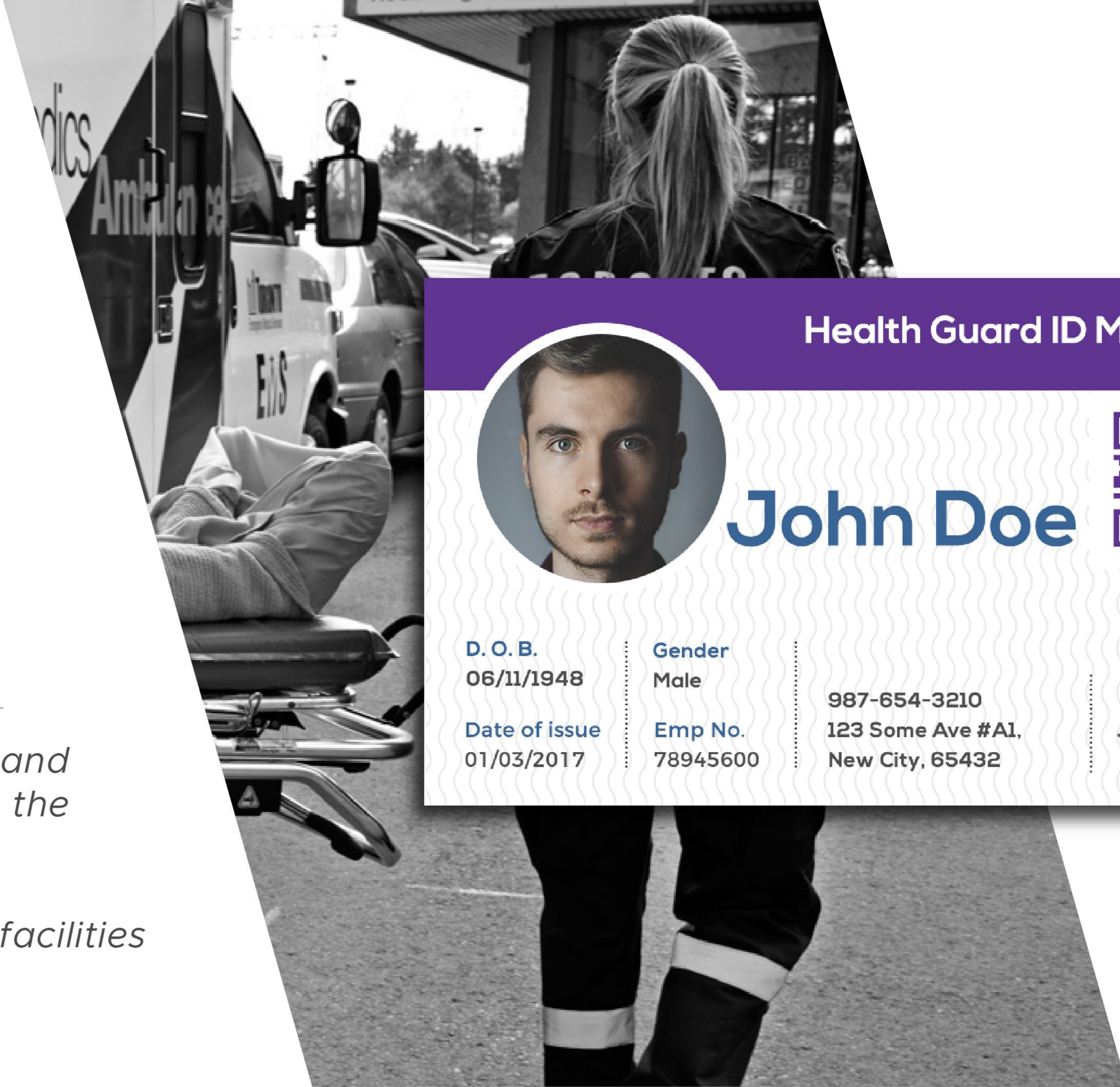
HEALTH GUARD ID



presentation

Health Guard ID is an Innovative and unique Solution for fast access to the patient data.

Specifically designed for medical facilities and emergency first responders.



Health Guard ID Member



John Doe



D. O. B.
06/11/1948

Gender
Male

Date of issue
01/03/2017

Emp No.
78945600

987-654-3210
123 Some Ave #A1,
New City, 65432

Signature



WHY AND WHEN MEDICAL IDS ARE IMPORTANT?

HOSPITAL



ASSISTED
LIVING



NURSING
HOME



FIRST
RESPONDERS



Medical ID can help to identify a patient within seconds and provide medical personnel with vital data. Would that be a client in the hospital, or person in distress during emergency – having access to medical data and medical history is a prime importance.



ABOUT HEALTH GUARD ID

WHAT HEALTH GUARD ID IS?

▶ **HealthGuardID** is the Medical ID solution to fast and easy identification of the individual. With ability to access most important data offline and having access to extensive medical history through the cloud base database. Could be linked to existing data management solution or linked to our HealthLink Database .

HOW HEALTH GUARD ID WORKS?

▶ Imagine a **QR code!** A picture that could store some **emergency data** about the patient and a **link** to the web-site keeping much more medical data.

Step 1: Scan to get patient basic information

Step 2: Login into cloud base database for more data

DO I NEED SPECIAL SCANNERS AND EQUIPMENT?

▶ While any internet connected devices (smartphone, tablet) can be used, the special software would be required to protect a client's sensitive data.





WHERE QR CODE COULD BE PRINTED ?

- *Driver License*
- *Wristbands*
- *ID cards*
- *Wearable jewelry*
- *Refrigeration Magnets*
- *Windows decals*
- *And more...*





HOW DOES IT WORK



STEP 1

Install **FREE** application



STEP 2

Login with your credentials



STEP 3

Scan QR code



STEP 4

Get most critical identification data **instantly**, or get more detailed records via the internet through our Cloud Database.

EASY STEPS

EMERGENCY? NO POWER? NO INTERNET?


Offline Data stored in QR code will give you critical data you need !
Who is this John Doe? Scan QR code even with your phone and you'll know!

- First name, Last name;
- Date of Birth;
- Address;
- Blood Type;
- Emergency notes;
- Web-portal link



OFFLINE DATA ACCESS

↓ SCAN ME ↓





ONLINE CLOUD DATA WITH ENDLESS POSSIBILITIES

With access to the Internet you can instantly see patient's information stored on local servers or in shared cloud:

- PCP and contacts;
- Active diagnosis, allergies and medications;
- Plan of treatment;
- Common clinical data set;
- Billing area
- More...



Username: demouser



Password: demouser

The screenshot shows a patient dashboard for John Doe. The top navigation bar is green with a home icon, a search icon, and the text 'PATIENTS'. On the right of the navigation bar, the user's name 'Noe Watts' is displayed. Below the navigation bar, there is a 'CLINICAL DECISION SUPPORT' section with an 'EDIT PATIENT' button. To the right of this section, patient information is shown: 'Doe, John (M)', address '1010 Ibrox ave Brooklyn, NY 14789', birth date '06/11/1948, 70 y/o', and phone number '(178)965-4321'. Below this is a 'Patient Dashboard' section with a grid of buttons for various data categories: Problems, Procedures, Medications, Medication allergies, Allergies, Vital Signs, External documents, Immunizations, Laboratory results, Laboratory orders, Diagnostic imaging results, Diagnostic imaging orders, Goals, Patient Education, Instructions, Interventions, Care team members, and Functional and cognitive statuses. At the bottom, there are more buttons for Family Health History, Implantable Devices, Shared by Patient, Communications, Patient Amendments, Devices, and Immunization History and Forecast. The main content area shows a patient profile for John Doe (DOB: 06/11/1948, Male) with details on Race (WHITE), Preferred language (English), and Smoking status (Never smoker). Below the profile are sections for 'PROBLEMS: (ONLY ACTIVE)' (Diab due to undrl cond w diabetic autonm (poly)neuropathy), 'MEDICATIONS: (ONLY ACTIVE)' (Fiasp U-100 Insulin (Insulin aspart (niacinamide))), 'PROCEDURES: (ONLY ACTIVE)', 'ALLERGIES: (ONLY ACTIVE)', and 'VITAL SIGNS: (ONLY ACTIVE)'. Each section has a minus sign, a menu icon, and a refresh icon.

REGISTRATION

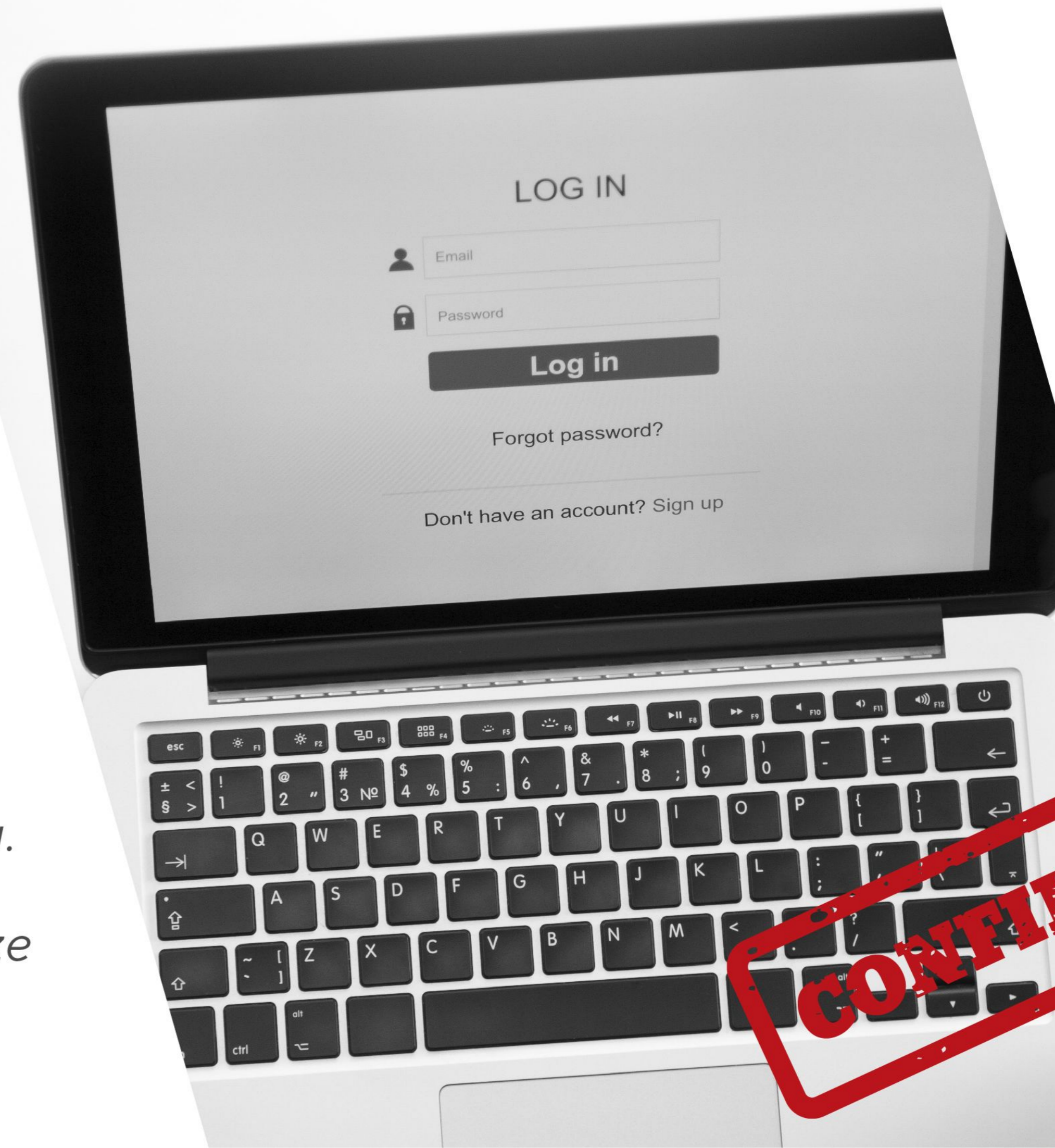
Login credentials to enter mobile App and web-based program should be obtained through registration process and access to various areas of data can be predefined by administration.

LEVELS OF ACCESS

- *Emergency personnel – fast access to most critical data ;*
- *Medical Facilities – access to various data based on clearance and HIPPA regulations. Available areas include in-house records, shared data from other facilities, billing data.*
- *Several levels of clearance allow to customize what data is available. HIPPA compliant.*



LOGIN CREDENTIALS



CONFIDENTIAL



INTERESTED?

Call us today for more details and
FREE Demo!

Email: info@hgamn.com

<https://hgamn.com/#/member/hgid>



HealthGuard Alliance
is here for you well-being!



WCH Service Bureau
We Can Help